


# eCampus SCAVENGER HUNT

The purpose of this activity is to help parents and their children become a little bit more comfortable with the eCampus program used by Milwee Middle School teachers for coursework.



During this activity, you will be assisted by students and teachers as you look for and find items in eCampus.

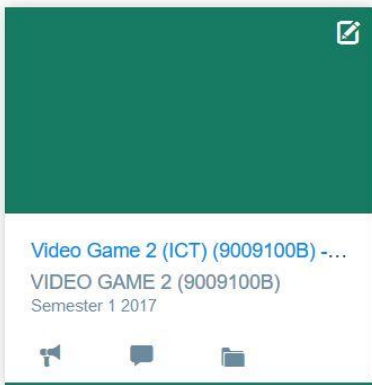
To begin, make sure you and your child are logged into The Portal, then find the eCampus application.



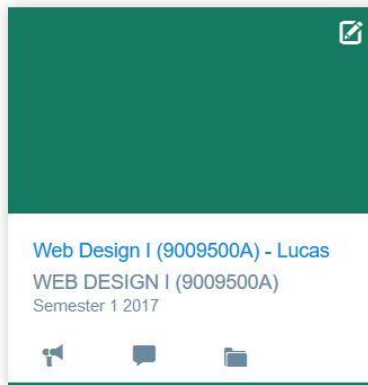
# eCampus

## SCAVENGER HUNT

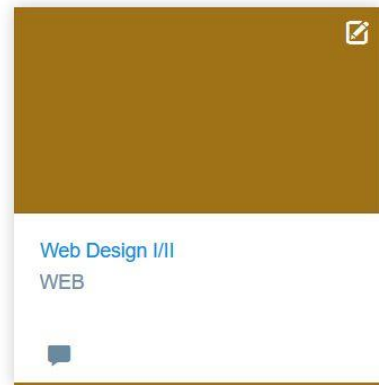
Hunt #1: Make a list of your child's courses/classes and write the color next to each one.



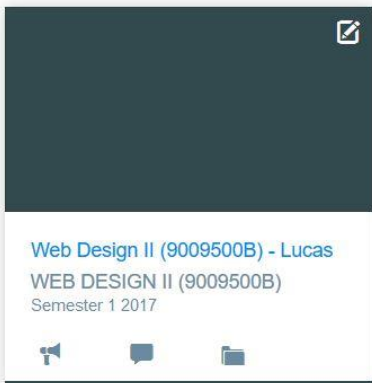
Video Game 2 (ICT) (9009100B) - ...  
VIDEO GAME 2 (9009100B)  
Semester 1 2017



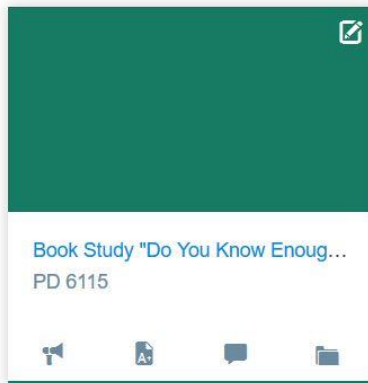
Web Design I (9009500A) - Lucas  
WEB DESIGN I (9009500A)  
Semester 1 2017



Web Design I/II  
WEB



Web Design II (9009500B) - Lucas  
WEB DESIGN II (9009500B)  
Semester 1 2017



Book Study "Do You Know Enough...  
PD 6115



Intro to Canvas 101  
CANVAS 101

# eCampus

## SCAVENGER HUNT

Hunt #2: Find the announcements tab. How many announcements have been posted?

The screenshot shows the eCampus interface for a course titled "Web Design I (9009500A)". On the left is a green navigation sidebar with icons for Account, Dashboard, Courses, Calendar, Inbox, and Help. The main content area has a header "Web Design I (9009500A) - Lucas" and a sub-header "Semester 1 2017". Below the header is a list of navigation tabs: Home (highlighted in blue), Announcements (indicated by a red arrow), Discussions, Grades, People, Pages, Files, Syllabus, Collaborations, and Chat. To the right of the tabs is a "View Course Stream" button and a "Coming Up" section with a "View Calendar" button. Below the "Coming Up" section, it says "Nothing for the next week". In the center of the page is a red banner for "Milwee Web Design" with the text: "With Every Design and Every New Goal, The Teacher Can Help, but You're in Control. Work Out the Kinks and You Will Be Proud. Anchor Your Links and You Shall Be Found." Below the banner is an "Edit this page" link. At the bottom of the banner is a "SCPS DISCLAIMER" section.

# eCampus


## SCAVENGER HUNT

Hunt #3: Look at the most recent announcement in your child's math class and find the most recent *homework* assignment.

Clue: After you find the math announcements, you may need to open one of the attachments.

Web Design I (9009500A) > Announcements

Semester 1 2017

Search title, body, or author Unread 

Home

**Announcements**

Discussions

Grades

People



Pages

Files

Syllabus



Collaborations

---

 **Week of 10/31/16** Friday 

Attached is a simple summary of the lessons for the week.

---

 **Week of 10/24/16** Oct 14, 2016 

Attached is a simple summary of the lessons for the week.